

Typ 520 Zentrumsausdrehen Axial

type 520

Fasen
Bohrungs-Ø ab 1.0 mm

chamfering internal bore
Ø from 1.0 mm

ULTRAMINI

Bohrungsbearbeitung

grooving, boring and profiling

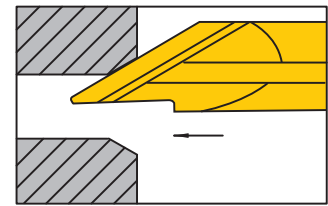
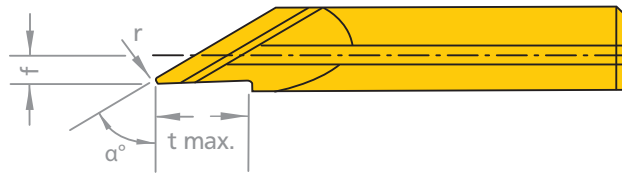
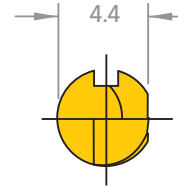
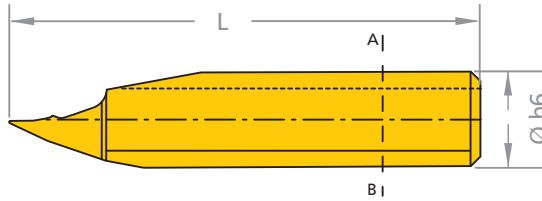




Abbildung: linksschneidend

lefthand version shown

Ausführung rechts (R) oder links (L) angeben
Abmessungen in mm

state right (R) or left (L) version
dimensions in mm



Bestellnummer
part number

a f r L t max. D min. Ø h6

passende
Klemmhalter
Typen (S. 12+15)
suitable toolholder
types (p. 12+15)

R/L 520.0045-15	45°	1.5	0.2	30	3.5	1.0	5.0
R/L 520.0060-15	60°	1.5	0.2	30	4.0	1.0	5.0

K 645 / 645

für optimale Kühlung Klemmhalter
Typ K verwenden. Siehe S. 34

for optimal cooling use toolholder
type K. See p. 34

HM Sorten siehe S. 64
«Sortenübersicht» und Preisliste

carbide grades p. 64 see «grades
summary» and according price list

Bestellbeispiel: für rechte Ausführung
und Sorte AL41F: R520.0045-15/AL41F

order-example: righthand version
and grade AL41F: R520.0045-15/AL41F