

Typ 010 Axial-Einstecken Innen

type 010
face grooving internal

ab Nutaußen Ø 6.0 mm
Nuttiefe bis 3.5 mm
Nutbreite bis 3.0 mm

from outer groove Ø 6.0 mm
depth of groove up to 3.5 mm
width of groove up to 3.0 mm

ULTRAMINI

Bohrungsbearbeitung

grooving, boring and profiling

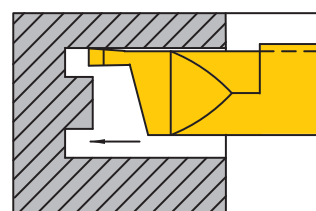
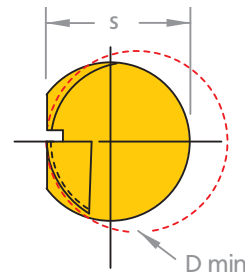
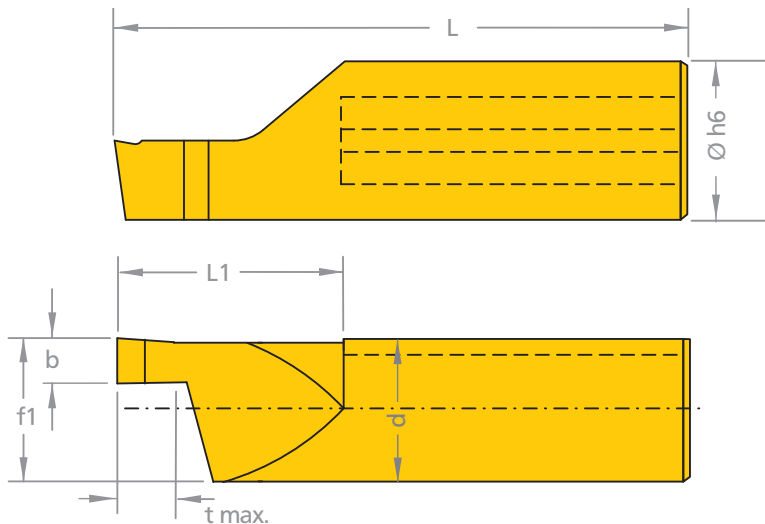


Abbildung: linksschneidend

lefthand version shown

Ausführung rechts (R) oder links (L) angeben
Abmessungen in mm

state right (R) or left (L) version
dimensions in mm



Bestell-Nr. part number	s	b +0.05	f1	L1	L	d	t max.	D min.	Ø h6
R/L 010.1006-10	5.3	1.0	5.2	11	26	4.9	1.5	6.0	6.0
R/L 010.1506-10	5.3	1.5	5.2	11	26	4.9	2.0	6.0	6.0
R/L 010.1008-10	6.3	1.0	5.9	11	26	5.6	1.5	8.0	7.0
R/L 010.1508-10	6.3	1.5	5.9	11	26	5.6	2.5	8.0	7.0
R/L 010.2008-10	6.3	2.0	5.9	11	26	5.6	3.0	8.0	7.0
R/L 010.2508-10	6.3	2.5	5.9	11	26	5.6	3.5	8.0	7.0
R/L 010.3008-10	6.3	3.0	5.9	11	26	5.6	3.5	8.0	7.0
R/L 010.1008-20	6.3	1.0	5.9	20	35	5.6	1.5	8.0	7.0
R/L 010.1508-20	6.3	1.5	5.9	20	35	5.6	2.5	8.0	7.0
R/L 010.2008-20	6.3	2.0	5.9	20	35	5.6	3.0	8.0	7.0
R/L 010.2508-20	6.3	2.5	5.9	20	35	5.6	3.5	8.0	7.0
R/L 010.3008-20	6.3	3.0	5.9	20	35	5.6	3.5	8.0	7.0
R/L 010.1008-30	6.3	1.0	5.9	30	45	5.6	1.5	8.0	7.0
R/L 010.1508-30	6.3	1.5	5.9	30	45	5.6	2.5	8.0	7.0
R/L 010.2008-30	6.3	2.0	5.9	30	45	5.6	3.0	8.0	7.0
R/L 010.2508-30	6.3	2.5	5.9	30	45	5.6	3.5	8.0	7.0
R/L 010.3008-30	6.3	3.0	5.9	30	45	5.6	3.5	8.0	7.0

676 / 687

HM Sorten siehe S. 64
«Sortenübersicht» und Preisliste

carbide grades p. 64 see «grades
summary» and according price list

Bestellbeispiel: für rechte Ausführung
und Sorte CN45F: R010.1008-10/CN45F

order-example: righthand version
and grade CN45F: R010.1008-10/CN45F