



ULTRAMINI

Bohrungsbearbeitung

grooving, boring and profiling

Typ 005 Stechedrehen

type 005
grooving

Bohrungs-Ø ab 5.0 mm
Nuttiefe bis 1.0 mm
Auskragung (L1) bis 7x D

bore Ø from 5.0 mm
depth of groove up to 1.0 mm
overhang length (L1) up to 7x D

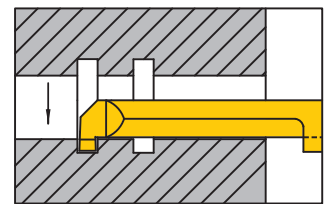
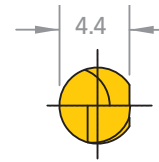
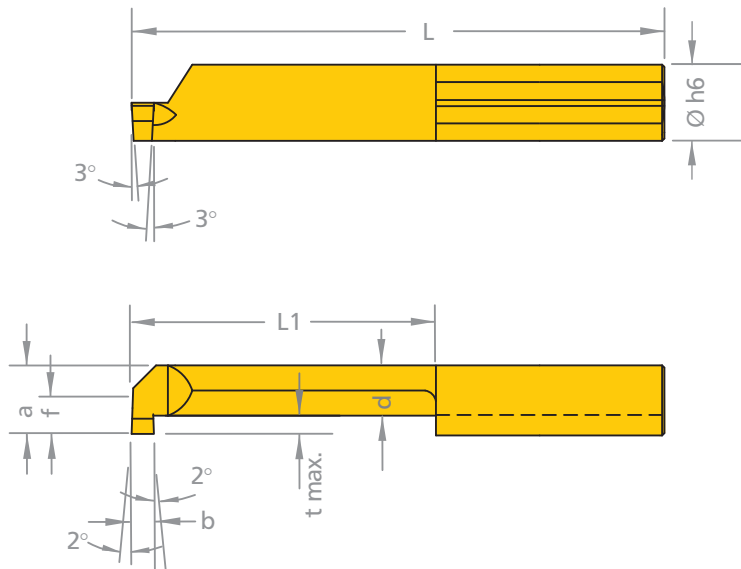


Abbildung: rechtsschneidend

righthand version shown

Ausführung rechts (R) oder links (L) angeben
Abmessungen in mm

state right (R) or left (L) version
dimensions in mm



Bestell-Nr. <i>part number</i>	b +0.05	f	d	a	L	L1	t max.	D min.	Ø h6
R/L 005.0100-10	1.0	1.9	3.3	4.4	25	10	1.0	5.0	5.0
R/L 005.0100-15	1.0	1.9	3.3	4.4	30	15	1.0	5.0	5.0
R/L 005.0100-20	1.0	1.9	3.3	4.4	35	20	1.0	5.0	5.0
R/L 005.0100-25	1.0	1.9	3.3	4.4	40	25	1.0	5.0	5.0
R/L 005.0100-30	1.0	1.9	3.3	4.4	45	30	1.0	5.0	5.0
R/L 005.0100-35	1.0	1.9	3.3	4.4	50	35	1.0	5.0	5.0
R/L 005.0150-10	1.5	1.9	3.3	4.4	25	10	1.0	5.0	5.0
R/L 005.0150-15	1.5	1.9	3.3	4.4	30	15	1.0	5.0	5.0
R/L 005.0150-20	1.5	1.9	3.3	4.4	35	20	1.0	5.0	5.0
R/L 005.0150-25	1.5	1.9	3.3	4.4	40	25	1.0	5.0	5.0
R/L 005.0150-30	1.5	1.9	3.3	4.4	45	30	1.0	5.0	5.0
R/L 005.0200-10	2.0	1.9	3.3	4.4	25	10	1.0	5.0	5.0
R/L 005.0200-15	2.0	1.9	3.3	4.4	30	15	1.0	5.0	5.0
R/L 005.0200-20	2.0	1.9	3.3	4.4	35	20	1.0	5.0	5.0
R/L 005.0200-25	2.0	1.9	3.3	4.4	40	25	1.0	5.0	5.0
R/L 005.0200-30	2.0	1.9	3.3	4.4	45	30	1.0	5.0	5.0

pass. Klemmhalter Typ (S. 12) *suitable tool-holder type (p. 12)*

645

HM Sorten siehe S. 64
«Sortenübersicht» und Preisliste

carbide grades p. 64 see «grades summary» and according price list

Bestellbeispiel: für rechte Ausführung
und Sorte CN45F: R005.0100-10/CN45F

order-example: righthand version
and grade CN45F: R005.0100-10/CN45F